
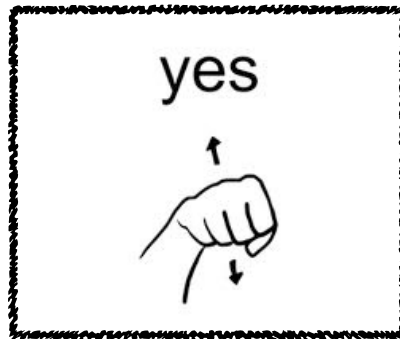
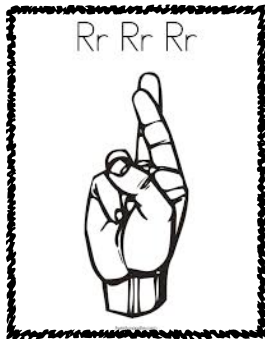


# Procedures for Starting the Year Right

## Bathroom Policy

**ELEMENTARY** use a hand signal, like crossing the middle and forefingers to make American sign language letter R. Teach kids to raise their hands making that symbol in order to ask to go to the bathroom. Then you can answer them with a nodding fist (American sign language for yes) or three fingers brought quickly to a point (American sign language for no) and the whole interaction can be had without speaking.



**SECONDARY** give kids two bathroom passes per marking period or quarter. Let them turn them in for extra credit at the end of the marking period if they don't use them. If they use both of them and then ask to go to the bathroom a 3rd time in the same quarter, tell them they can go if they are willing to serve 3 minutes of detention for every 1 minute they are out of the room. You will be amazed how quickly they decide they don't actually have to go.

Or give Hand Signals a try. Hand Signals aren't just for elementary students. Rich Hovey, a teacher at Grizzly Military Academy in southern California, uses them with his high school students.

### Hand Signals

Courtesy of Rich [Hovey](#),  
Grizzly Military Academy,  
San Luis Obispo CA

	May I utilize the latrine?		May I sharpen my pencil?
	May I get some fresh air?		May I refill my canteen?